

DIO Pro 1.50

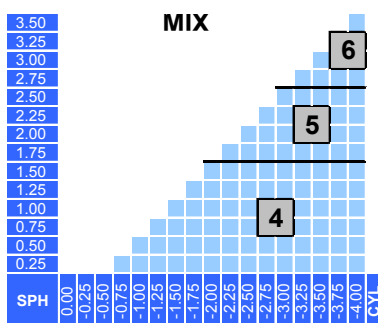
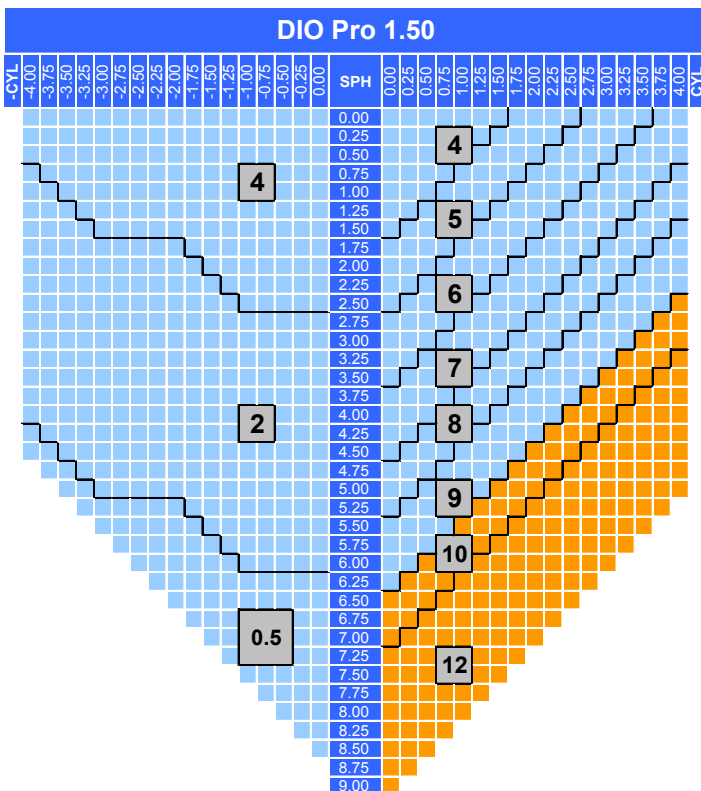
Specification

Material	CR39	Addition (dpt)	0.75~3.50
Refractive Index	1.498	Base curve	0.5~12BC
Gravity	1.32	Max Diameters (mm)	75
Abbe Value	58	Fitting Height (mm)	14/16/18/20
UV cut off (nm)	350	Available Corridor length (mm)	7/9/11/13
Color	Clear	ID Mark	EDC

Lens Features

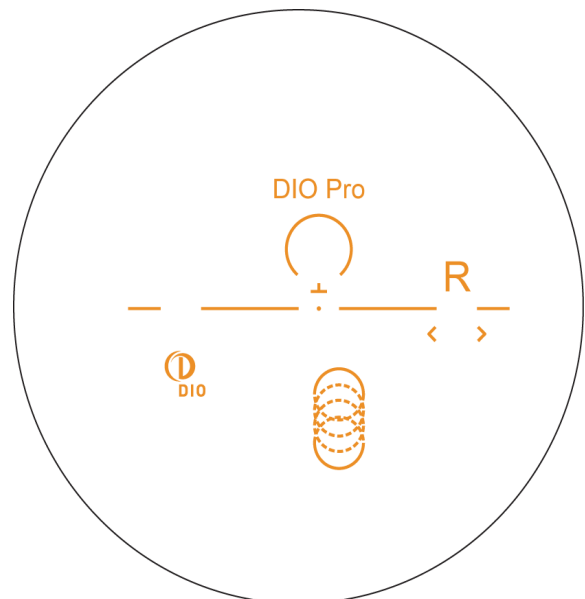
- Dynamic Vision Optimization
- Ray tracing optimization
- Wider intermediate & near vision
- Rx compensation with wearer's parameters
- Individual pre-decentration
- Optimized corridor lengths

Power Chart



65R **70R**
Addition = +2.00
Index = Lens Index

Lens Marking Layout



Add-on Features

- Precal
- Remote Edging
- Special thickness
- Rx compensation
- Decentration
- Hi cylinder (4-6)
- Prism ($\leq 4 \Delta$)
- Mirror coating
- Tinting

※ When your prescription is over of range, please contact us directly.